


Metro Script

This font contains several tails that can be added to your text. These tails are accessed through the ALT keystrokes. To create a tail, first enter the text you want, then Hold down the ALT key on your keyboard and enter the 4 digit code on the NUMPAD on your keyboard

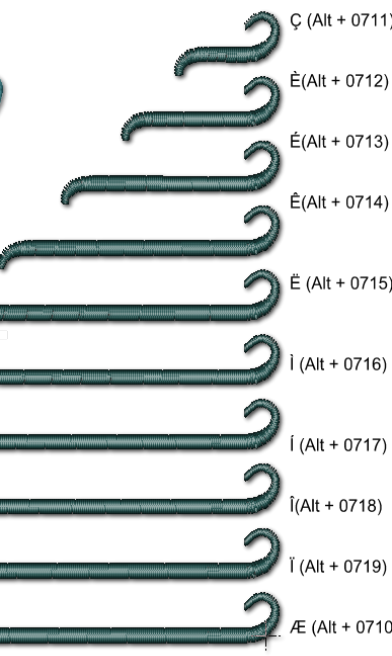
The Numpad is on the right side of a standard keyboard, this can be tricky for laptops

After you enter the 4 digits , release the Alt key and you should see the Alt character in the text box,


If the tail you choose is not the correct length, you can easily alter it by re-opening the text box, delete the last character, and enter the 4 digit code as outlined above for a longer or shorter tail




Example
Metro (Alt + 0715)




Ç (Alt + 0711)
È (Alt + 0712)
É (Alt + 0713)
Ê (Alt + 0714)
Ë (Alt + 0715)
Ì (Alt + 0716)
Í (Alt + 0717)
Î (Alt + 0718)
Ï (Alt + 0719)
Æ (Alt + 0710)




Tails




½ (Alt + 0701)
¾ (Alt + 0702)
¿ (Alt + 0703)
À (Alt + 0704)
Á (Alt + 0705)
Â (Alt + 0706)
Ã (Alt + 0707)
Ä (Alt + 0708)
Å (Alt + 0709)
¼ (Alt + 0700)




Script



Ñ (Alt + 0721)
Ò (Alt + 0722)
Ó (Alt + 0723)
Ô (Alt + 0724)
Õ (Alt + 0725)
Ö (Alt + 0726)
× (Alt + 0727)
Ø (Alt + 0728)
Ù (Alt + 0729)
Ð (Alt + 0720)



Baseball



Ú (Alt + 0731)
Û (Alt + 0732)
Ý (Alt + 0733)
Þ (Alt + 0734)
ß (Alt + 0735)
à (Alt + 0736)
á (Alt + 0737)
â (Alt + 0738)
ã (Alt + 0739)
Ü (Alt + 0730)